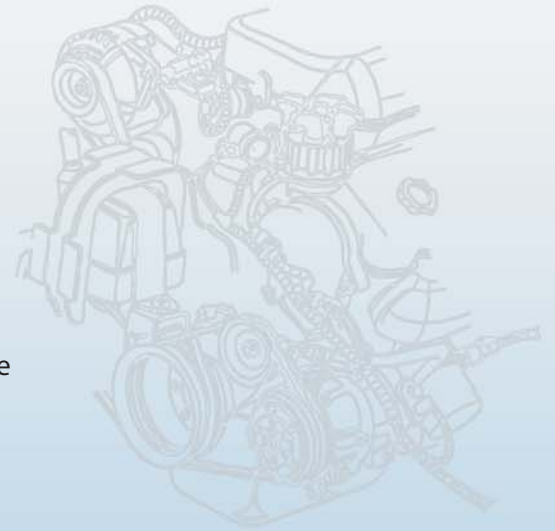


The *Auto Repair Reference Center*™ database contains complete automotive repair information supplied by Nichols Publishing, publisher of Chilton® Information, on most manufacturers of domestic and imported vehicles.

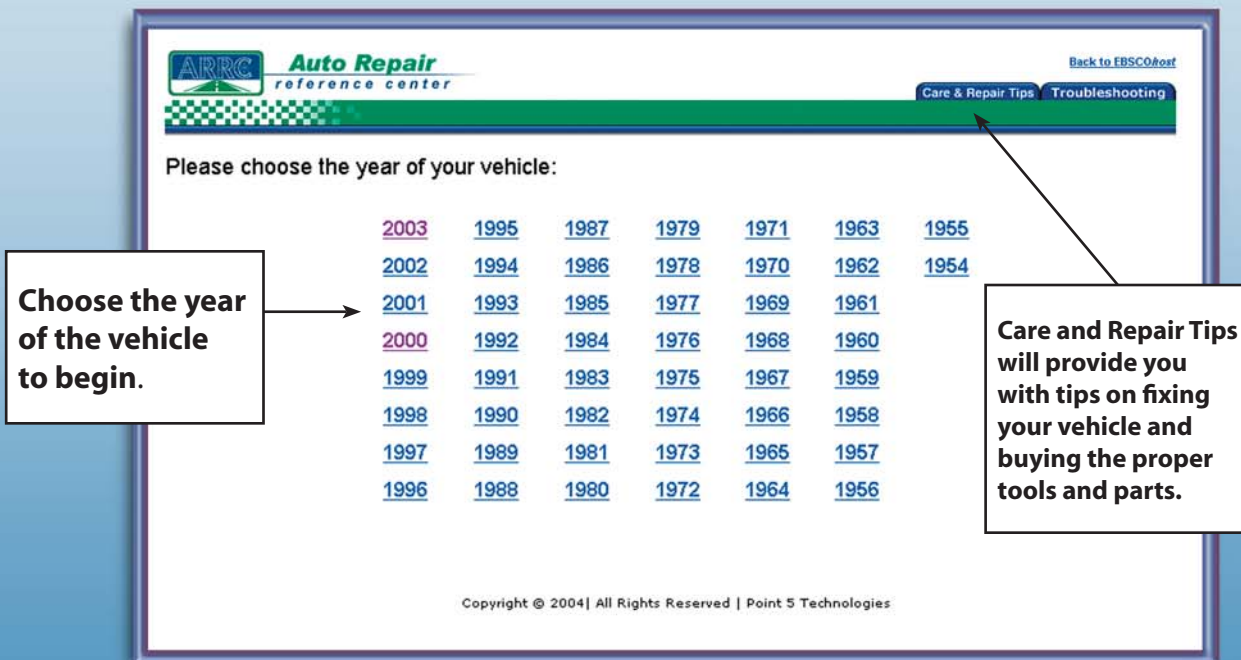
Content includes:

- Approximately 25,000 vehicles, from 1954 to present
- Over 100,000 factory drawings and step-by-step photographs
- Over 65,000 technical service bulletins & recalls
- Wiring diagrams for easy viewing and printing
- Specifications & maintenance schedules
- Labor Time Guide & Estimator
- Quick Tips - a complete guide to vehicle ownership & maintenance

Once you begin using the *Auto Repair Reference Center*, the **main screen** appears with all vehicle years that are available.



The Main Screen:



ARRC Auto Repair reference center

Back to EBSCOhost

Care & Repair Tips Troubleshooting

Please choose the year of your vehicle:

2003	1995	1987	1979	1971	1963	1955
2002	1994	1986	1978	1970	1962	1954
2001	1993	1985	1977	1969	1961	
2000	1992	1984	1976	1968	1960	
1999	1991	1983	1975	1967	1959	
1998	1990	1982	1974	1966	1958	
1997	1989	1981	1973	1965	1957	
1996	1988	1980	1972	1964	1956	

Choose the year of the vehicle to begin.

Care and Repair Tips will provide you with tips on fixing your vehicle and buying the proper tools and parts.

Copyright © 2004 | All Rights Reserved | Point 5 Technologies

After you have selected the year of your vehicle, choose the make, model and engine size. You are now presented with up to six options:


- Topic: Repair Procedures
- Topic: Service Bulletins and Recalls
- Topic: Wiring Diagrams
- Topic: Labor
- Topic: Specifications
- Topic: Maintenance Intervals



Repair Procedures



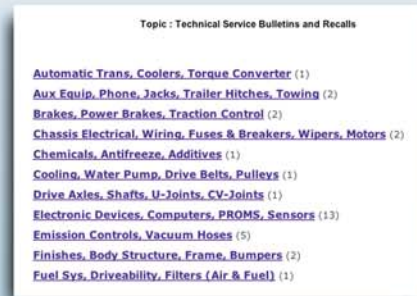
The Repair Procedures include step-by-step instructions, complete with diagrams and images.



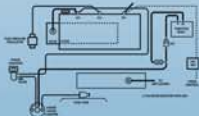
Service Bulletins & Recalls



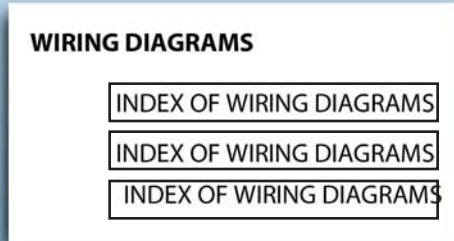
There are over 65,000 manufacturer-supplied service bulletins and recalls notices available.



Wiring Diagrams



The wiring diagrams contain complete schematics on the electrical system of a vehicle. This includes keys for easy identification.



Labor Costs



Enter the **hourly rates** charged by your mechanic for labor and diagnostics.

Select the appropriate options from the System, SubSystem and Operation drop-down lists.

Click the **Add** button next to each component that applies. Your total labor and diagnostic breakdown is displayed.