

GUIDELINES FOR LESSON PLAN DEVELOPMENT IN THE COMPREHENSION PHASE

- 1) Because Sauk is a visual and contextual language it is best to build curriculum around specific real life environments. Begin by thinking about the actions/commands possible in any particular situation that can either be used as a learning environment or recreated in the classroom.
- 2) Initially it must be possible to visually show/demonstrate all primary vocabulary (action/command, noun object, and descriptors). Focus first on things that can be both seen and performed. Learners are not expected to reproduce language only comprehend what is being spoken to them.
- 3) There is no particular order for introducing new vocabulary as long as the new material builds on what they already know. So you can add a new action/command combined with nouns/objects they already know or you can add new nouns/objects to an action/command they already know but you shouldn't add both simultaneously. (Comprehensible input plus one.)
- 4) As a rule introduce new vocabulary in sets of three; be sure learners comprehend the new three before adding three more vocabulary. The pace at which three more vocabulary are added is controlled by the level of comprehension.
- 5) Introduction of a new material is not based on a particular time sequence but responsive to the comprehension level of the learners. When it is clear they understand the current material you can add more vocabulary.
- 6) Don't introduce questions or language reproduction until learners have solidly developed their comprehension skills in several areas (as a guide at least 20-30 hours of instruction). Start with role reversal where learners may volunteer to give the commands they have learned.
- 7) If role reversal is successful one can begin to introduce simple questions based on past vocabulary that can be answered with a gesture.

SUGGESTIONS FOR SAUK LANGUAGE SELF STUDY

THINGS NOT TO DO IN LEARNING SAUK

- Don't think that somebody else is going to do it for you. If you don't practice you won't learn.
- Don't be afraid to ask questions and don't worry about making mistakes.
- Don't let personality conflicts or criticism get in the way and don't argue about who is right or wrong.
- Don't try to learn Sauk only through written materials; focus on verbal language acquisition. You can't read or write your way to learning Sauk.
- Don't try to learn only by yourself; you need to have other people with whom you can practice using the Sauk language.

STRATEGIES FOR EFFECTIVE LANGUAGE LEARNING

- You can't learn Sauk without using it in daily life; listen to and speak Sauk as much as possible. Speak to your family, to other tribal members, and to Sauk speakers whenever you see them.
- If you don't hear and speak the Sauk you have learned you won't remember it for long. Listening to recordings or asking speakers questions can help you learn a word or phrase initially but then you have to use it or you will forget.
- Focus on learning whole sentences and phrases that you can use all the time and that can be understood through action; don't just learn isolated words.
- Try not to use English to say something that you have learned how to say in Sauk.
- Practice, practice, practice.
- You cannot begin to learn Sauk without a lot of hard work. You have to listen to the language for many hours to even begin to become comfortable with the way it sounds. Then you have to practice speaking for many more hours to even begin to become comfortable with how you pronounce it.
- Be specific about what you want to learn. You have to start with just a few phrases that you practice over and over until they are permanently fixed in your mind. You can't move on to something else before doing this or you will forget what you started with originally.

SAUK PRONUNCIATIONS

NUMBERS

1) One	Nekoti
2) Two	Nîshwi
3) Three	Nethwi
4) Four	Nyêwi
5) Five	Nyânanwi
6) Six	Nekotwâshika
7) Seven	Nôhika
8) Eight	Neshwâshika
9) Nine	Shâka
10) Ten	Metâthwi
11) Eleven	Metâthwi nekoti
12) Twelve	Metâthwi nîshwi

SENTENCES

Please note that there are minor discrepancies between this document and the accompanying audio. This is due to speech variations of the individual Sauk speakers and does not affect comprehension. The text shown below represents formal Sauk pronunciations.


1) One deer jumping.	Nekoti peshekethiwa nânîmêthahôwa
2) Two rabbits eating.	Nîshwi meshwêhaki wîtheniwaki
3) Three frogs jumping.	Nethwi konwâshkêhaki nânîmêthahowaki
4) Four grasshoppers jumping.	Nyêwi kwâkwâtêhaki nânîmêthahowaki
5) Five deer eating.	Nyânanwi peshkethiwaki wîtheniwaki
6) Six rabbits eating.	Nekotwâshika meshwêhaki wîtheniwaki
7) Seven cats eating.	Nôhika kâshôhaki wîtheniwaki
8) Eight mice eating.	Neshwâshika wâpikonôhaki wîtheniwaki
9) Nine cats sleeping.	Shâka kâshôhaki nepêwaki
10) Ten mice sleeping.	Metâthwi wâpikonôhaki nepêwaki
11) One butterfly flying.	Nekoti mêmêkêha kîthêwa
12) Two bats sleeping.	Nîshwi pîshâkaninekwêhaki nepêwaki
13) Three eagles flying.	Nethwi ketiwaki kîthêwaki
14) Four bats flying.	Nyêwi pîshâkaninekwêhaki kîthêwaki
15) Five eagles sleeping.	Nyânanwi ketiwaki nepêwaki
16) Six birds flying.	Nekotwâshika wîshkenôhaki kîthêhaki
17) Seven grasshoppers flying.	Nôhika kwâkwâtêhaki kîthêwaki
18) Eight frogs jumping.	Neshwâshika konwâshkêwaki nânîmêthahowaki
19) Nine grasshoppers jumping.	Shâka kwâkwâtêhaki nânîmêthahowaki

SENTENCES (CONTINUED)

- 20) Ten butterflies flying..... Metâthwi mêmêkêhaki kihîthêwaki
- 21) What is this?..... Wêkonêhi châhi mani?
- 22) How many are there?..... Kêthwi?
- 23) What color is it?..... Kashinâtêwi?
- 24) What is he doing?..... Kashi châhi shawi?
- 25) What are they doing?..... Kashi châhi shawihaki?
- 26) You paint him_it red..... Kîsheshôwâ mêshkwâki
- 27) You paint him_it green..... Kîsheshôwâ eshkipakyâki
- 28) You paint him_it yellow/orange..... Kîsheshôwâ athâwâki
- 29) You paint him_it blue..... Kîsheshôwâ wîpekwâki
- 30) You paint him_it brown..... Kîsheshôwâ kâhpîhâtêki
- 31) You paint him_it black..... Kîsheshôwâ mahkatêwâki
- 32) You paint him_it purple..... Kîsheshôwâ pôhkamâwa
- 33) You paint him_it pink..... Kîsheshôwâ meshkopâtêki
- 34) You paint them red..... Kîsheshôwâki mêshkwâki
- 35) You paint them green..... Kîsheshôwâki eshkîpakyâki
- 36) You paint them yellow/orange..... Kîsheshôwâki athâwâki
- 37) You paint them blue..... Kîsheshôwâki wîpekwâki
- 38) You paint them brown..... Kîsheshôwâki kâhpîhâtêki
- 39) You paint them black..... Kîsheshôwâki mahkatêwâki
- 40) You paint them purple..... Kîsheshôwâki pôhkamâwa
- 41) You paint them pink..... Kîsheshôwâki meshkopâtêki
- 42) You all paint him_it red..... Kîhchâkisheshôwâ mêshkwâki
- 43) You all paint him_it green..... Kîhchâkisheshôwâ eshkîpakyâki
- 44) You all paint him_it yellow/orange..... Kîhchâkisheshôwâ athâwâki
- 45) You all paint him_it blue..... Kîhchâkisheshôwâ wîpekwâki
- 46) You all paint him_it brown..... Kîhchâkisheshôwâ kâhpîhâtêki
- 47) You all paint him_it black..... Kîhchâkisheshôwâ mahkatêwâki
- 48) You all paint him_it purple..... Kîhchâkisheshôwâ pôhkamâwa
- 49) You all paint him_it pink..... Kîhchâkisheshôwâ meshkopâtêki
- 50) You all paint them red..... Kîchâkîkisheshôwâpa mêshkwâki
- 51) You all paint them green..... Kîchâkîkisheshôwâpa eshkipakyâki
- 52) You all paint them yellow/orange..... Kîchâkîkisheshôwâpa athâwâki
- 53) You all paint them blue..... Kîchâkîkisheshôwâpa wîpekwâki
- 54) You all paint them brown..... Kîchâkîkisheshôwâpa kâhpîhâtêki
- 55) You all paint them black..... Kîchâkîkisheshôwâpa mahkatêwâki
- 56) You all paint them purple..... Kîchâkîkisheshôwâpa pôhkamâwa
- 57) You all paint them pink..... Kîchâkîkisheshôwâpa meshkopâtêki

NAME _____

1 1 1



One deer jumping.
Nekoti peshekethiwa nânîmêthahôwa

NAME _____

2 2 2



Two rabbits eating.
Nîshwi meshwêhaki wîtheniwaki

NAME _____

3 3 3

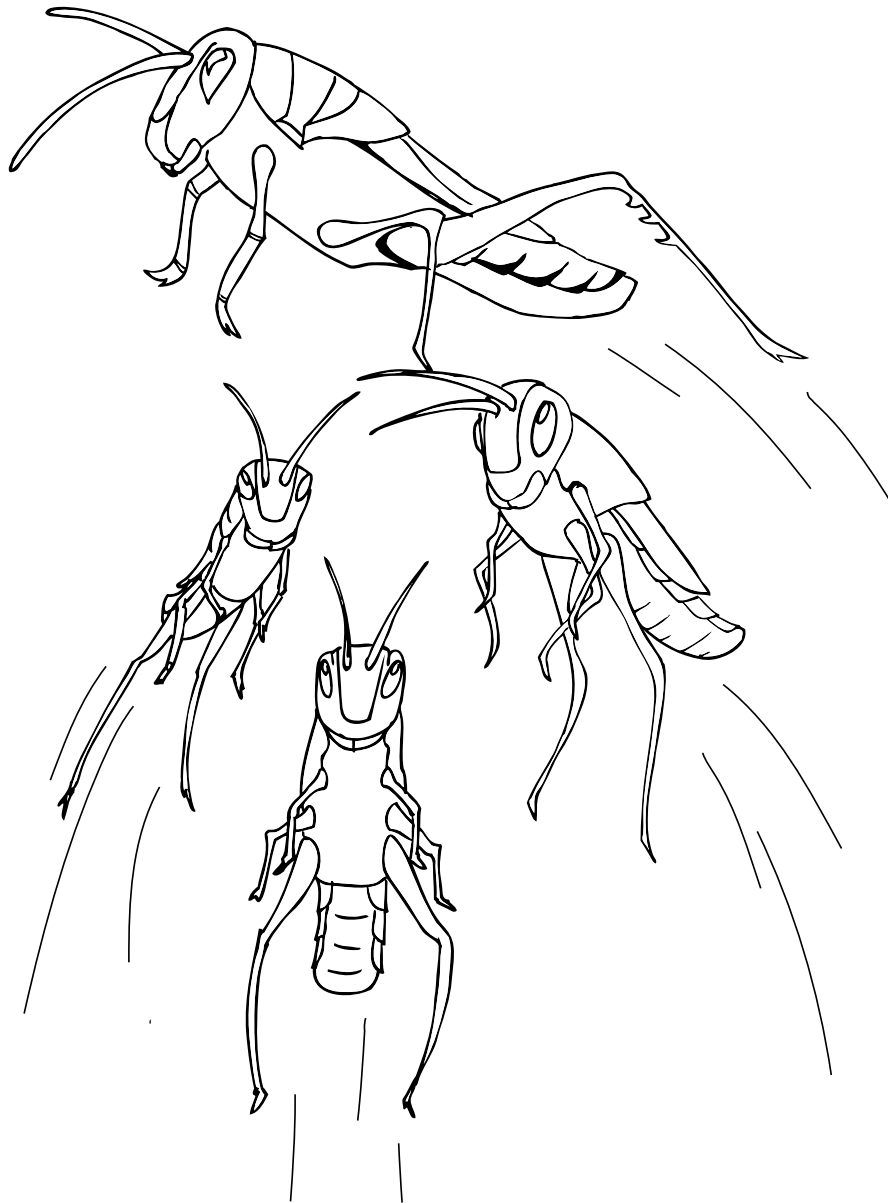


Three frogs jumping.

Nethwi konwâshkêhaki nânîmêthahowaki

NAME _____


4 4 4



Four grasshoppers jumping.
Nyêwi kwâkwâtêhaki nânîmêthahowaki

NAME _____

5 5 5




Five deer eating.

Nyânanwi peshkethiwaki wîtheniwaki

NAME _____

6 6 6



Six rabbits eating.

Nekotwâshika meshwêhaki wîtheniwaki

NAME _____


7 7 7



Seven cats eating.
Nôhika kâshôhaki wîtheniwaki

NAME _____


8 8 8



Eight mice eating.
Neshwâshika wâpikonôhaki wîtheniwaki

NAME _____

9 9 9



Nine cats sleeping.
Shâka kâshôhaki nepêwaki

NAME _____

10 10 10



Ten mice sleeping.
Metâthwi wâpikonôhaki nepêwaki

NAME _____

1 1 1



One butterfly flying.
Nekoti mêmêkêha kîthêwa

NAME _____


2 2 2



Two bats sleeping.
Nîshwi pîshâkaninekwêhaki nepêwaki

NAME _____


3 3 3



Three eagles flying.
Nethwi ketiwaki kîthêwaki

NAME _____

4 4 4




Four bats flying.

Nyêwi pîshâkaninekwêhaki kîthêwaki

NAME _____

5 5 5



Five eagles sleeping.
Nyânanwi ketiwaki nepêwaki

NAME _____

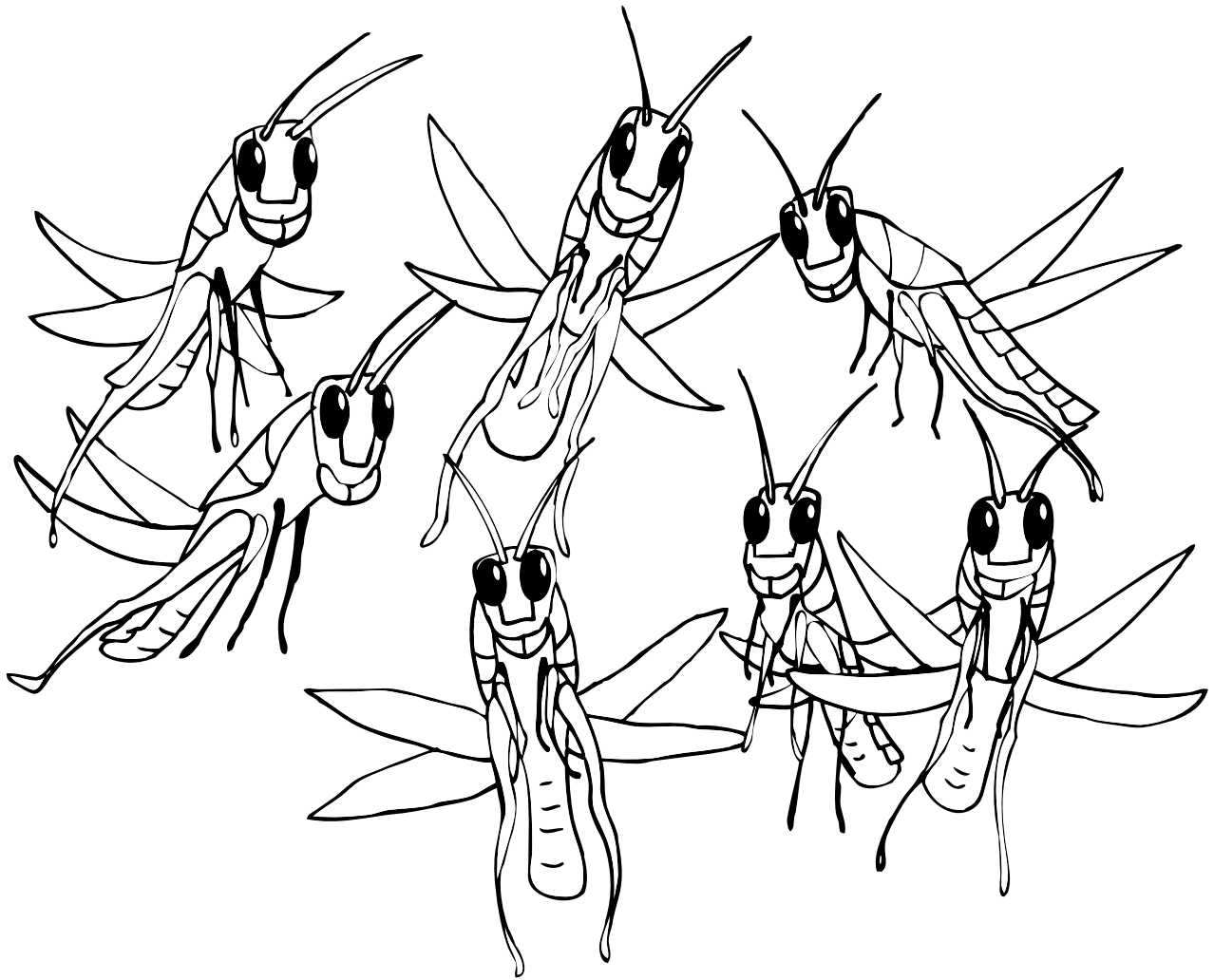
6 6 6



Six birds flying.
Nekotwâshika wîshkenôhaki kîthêhaki

NAME _____


7 7 7



Seven grasshoppers flying.
Nôhika kwâkwâtêhaki kîthêwaki

NAME _____

8 8 8

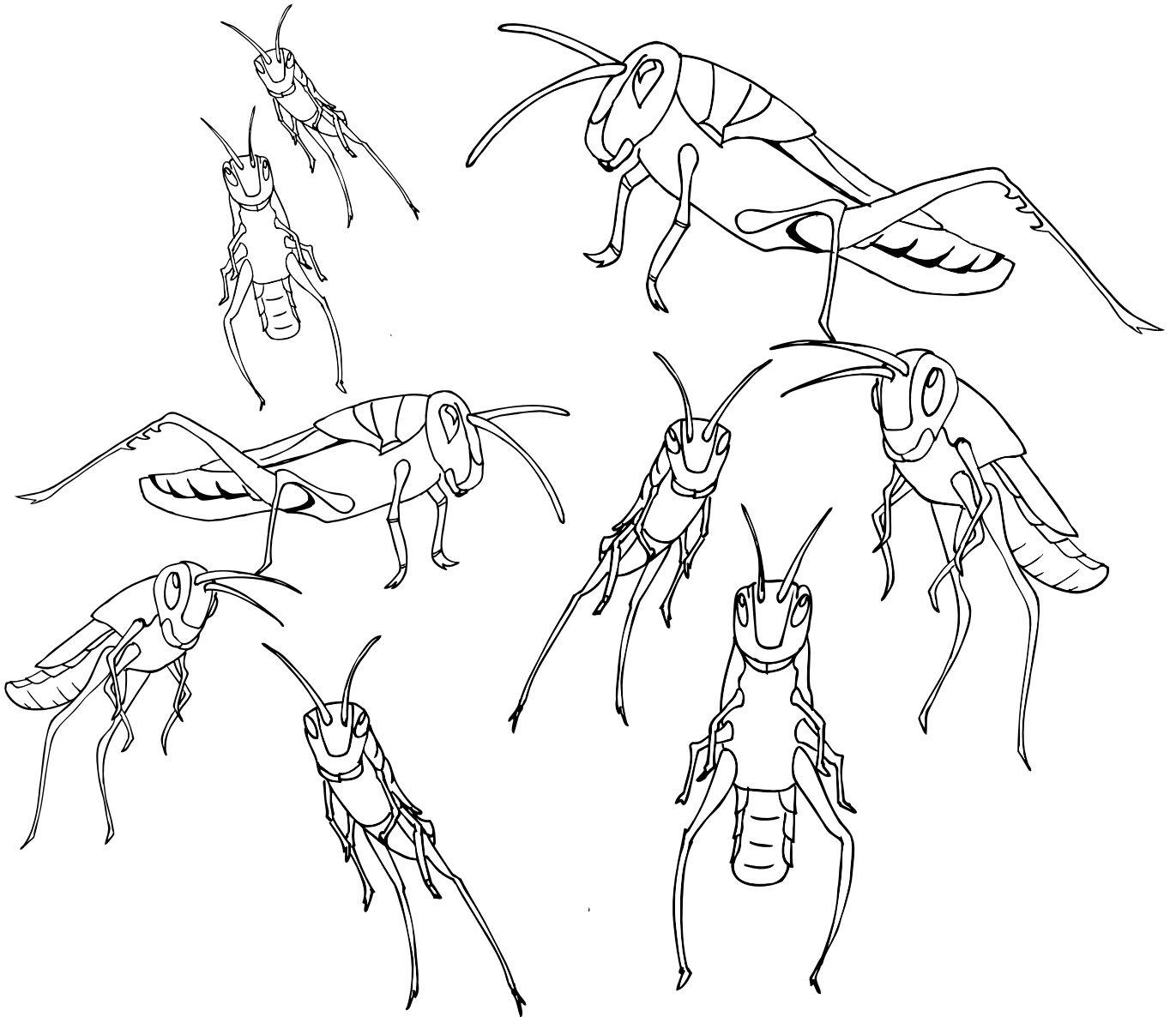


Eight frogs jumping.

Neshwâshika konwâshkêwaki nânîmêthahowaki

NAME _____

9 9 9



Nine grasshoppers jumping.
Shâka kwâkwâtêhaki nânîmêthahowaki

NAME _____

10 10 10



Ten butterflies flying.
Metâthwi mêmêkêhaki kihîthêwaki