

Lesson Starter Title: “Discover” a New Sea Creature!

Book: *Otis and Will Discover the Deep* and other nonfiction books about sea creatures



In a Nutshell:


The ocean is very deep! It’s also still largely unexplored. In 1930, two scientists built a crazy contraption called the “bathysphere” to go more than 800 feet below the ocean surface. There they discovered a number of fish and other sea creatures that had never been seen before. This adventure is described in the book *Otis and Will Discover the Deep*. In this lesson, students are asked to create a new kind of fish or sea creature based on what they have learned in this book and other resources.

Do This!

1. Read *Otis and Will Discover the Deep* with your students.
2. Explain that before Otis Barton and Will Beebe, nobody had explored the deep ocean to see what was there. They discovered lots of new animal life when they were in the bathysphere.
3. Say, “Did you know that we still haven’t explored much of the very deep ocean? There could be all kinds of crazy fish and sea life down there!”
4. Share other other books about fish and sea creatures (*Freaky, Funky Fish* is a great one).
5. Present ocean levels/zones by sharing the Time for Kids “Under the Sea” illustration, next page, or showing “Let’s Learn the Ocean Levels!” YouTube video, or using other resource (like *The Stickmen’s Guide to the Ocean in Layers*):
<https://www.youtube.com/watch?v=fHVE4B-UjmM>
6. Ask students to pretend that they are Otis and Will and have discovered a new fish or other animal life. Using the “Meet My Sea Creature!” worksheet, have students:
 - a. Choose level of ocean where your fish or sea creature lives. What’s one thing about that level that makes your fish good to live there?
 - b. Write down physical and other characteristics of your fish or sea creature. Is it big? How big? Small? How does it move? What does it eat?
 - c. Draw your fish or creature!
 - d. Give it a name!
7. Extension: create an “aquarium” of your students’ sea creature drawings and have them vote on different awards: Strangest Fish; Cutest Creature; etc.

Printable: Meet My Sea Creature!





SUNLIGHT ZONE
Most ocean plants and animals are found in this area. It gets light and heat from the sun.

TWILIGHT ZONE
This area gets very little light. It is cold and dark. Plants cannot grow here. Some of the animals here light up.

MIDNIGHT ZONE
This area gets no sunlight. It is very cold. The only light comes from animals that can make their own light.

MEET MY SEA CREATURE!

1. What sea level/zone does my creature live in?

Sunshine Zone Twilight Zone Midnight Zone The Abyss

2. What characteristics does it have? (What does it look like? What does it eat? How does it move?)

3. What else makes your sea creature unique or special?

4. Draw your sea creature on the back of this page! Remember to give it a name and write it above your drawing!