







# OCTOBER 2024

Daily literacy-building activities to share with your child.

SUNDAY	MONDAY	TUESDAY	WEDNESDAY	THURSDAY	FRIDAY	SATURDAY
		<b>1 WRITING</b> Start a list of things to do this week. Talk about it and decide who will do each.	<b>2 PLAYING</b> Make a collage. Cut out shapes and let your child arrange them on a piece of paper. Use a glue stick to secure them to the paper.	<b>3 TALKING</b> Talk about the weather today and what you should wear to go outside. 	<b>4 SINGING</b> Sing "good morning" using the Happy Birthday song. <i>Good morning to you, good morning to you. good morning (child's name), good morning to you.</i>	<b>5 COUNTING</b> Work with your child to draw an imaginary monster. Ask your child how many arms, eyes, teeth? What color?
<b>6 READING</b> Go to the library and take out a new book. Talk about new words you come across while reading the new book.	<b>7 WRITING</b> Write a grocery list together. Walk around the kitchen checking what you might need and add it to the list.	<b>8 PLAYING</b> Take a walk outside. Collect colorful leaves. Try to find as many different types as possible.	<b>9 TALKING</b> Use interesting new words. For example, <i>delightful</i> in place of <i>good</i> ; <i>voracious</i> in place of <i>hungry</i> , <i>scrumptious</i> in place of <i>delicious</i> .	<b>10 SINGING</b> Take turns singing bits of the alphabet song. 	<b>11 COUNTING</b> Trace the hand of each person in your family. Whose hand is bigger? Whose is smaller?	<b>12 READING</b> Spot letters on license plates today. Call them out as you see them. 
<b>13 WRITING</b> Write your child's name in big letters. Decorate the page and hang it where they can see it.	<b>14 PLAYING</b> Play "I Spy" with rhyming words. <i>I spy with my little eye something that rhymes with pie. What is it? Yes, Sky!</i>	<b>15 TALKING</b> Make flashcards with pictures of objects, animals, or actions. Ask your child to name what they see or describe what they see.	<b>16 SINGING</b> Sing "Five Little Speckled Frogs." <i>(Words are on the back. ➡)</i>	<b>17 COUNTING</b> Pick a point in your house or on your block. Count the steps to get there. 	<b>18 READING</b> Hold a favorite book upside-down or start reading it backwards. Talk about what is "wrong" with the way you are reading the book.	<b>19 WRITING</b> Work together to plan a walk around your neighborhood. Draw a map before you go and use it while you are walking.
<b>20 PLAYING</b> Play "restaurant." Create a menu together. 	<b>21 TALKING</b> Use interesting expressions. <i>I'm all ears</i> in place of <i>I'm listening</i> .	<b>22 SINGING</b> Sing "Five Little Ducks." <i>(Words are on the back. ➡)</i>	<b>23 COUNTING</b> Count the pumpkins you see today. Keep a tally.	<b>24 READING</b> Read a book about fall.	<b>25 WRITING</b> Write a list of words that rhyme with dog. 	<b>26 PLAYING</b> Play a rhyming riddle game. <i>What do you see that rhymes with bee? Yes, a tree!</i>
<b>27 TALKING</b> Smell different things and talk about them: spices, flowers, fruit, and cocoa. Which scents do you like or dislike?	<b>28 SINGING</b> Dance to a fast song and then dance to a slow song. Clap along to both songs.	<b>29 COUNTING</b> Create patterns using everyday objects like colored blocks. Encourage your children to continue the patterns.	<b>30 READING</b> Read a book about Halloween.	<b>31 WRITING</b> Spend time scribbling today.		

## Parents are tremendous role models.

If your children see that you think reading is important and enjoy it, they will follow your lead. When you go to the library, check-out books for you and your children. Put your books somewhere at home where your child can see them. Let your children see you reading. Talk about what you've read, even if it is just to say, "That was a good book. I liked reading it."

### FIVE LITTLE SPECKLED FROGS

Five little speckled frogs

*(hold up five fingers)*

Sat on a speckled log

Eating the most delicious bugs

YUM!

One jumped into the pool

*(put down one finger)*

Where it was nice and cool

Then there were four speckled frogs

*(hold up four fingers)*

START OVER FROM THE BEGINNING BUT WITH FOUR SPECKLED FROGS, THREE SPECKLED FROGS, TWO SPECKLED FROGS, ONE SPECKLED FROG. "THEN THERE WERE NO SPECKLED FROGS!"



### FIVE LITTLE DUCKS

Five little ducks

Went out one day  
Over the hill and far  
away

Mother duck said  
"Quack, quack,  
quack, quack"

But only four little  
ducks came back.

Four little ducks

Went out one day  
Over the hill and far  
away

Mother duck said  
"Quack, quack,  
quack, quack."

But only three little  
ducks came back.

Three little ducks

Went out one day  
Over the hill and far  
away

Mother duck said  
"Quack, quack,  
quack, quack."

But only two little  
ducks came back.

Two little ducks

Went out one day  
Over the hill and far  
away

Mother duck said  
"Quack, quack,  
quack, quack."

But only one little  
duck came back.

One little duck

Went out one day  
Over the hill and far  
away

Mother duck said  
"Quack, quack,  
quack, quack."

But none of the five  
little ducks came  
back.

Sad mother duck

Went out one day  
Over the hill and far  
away

The sad mother  
duck said

"Quack, quack,  
quack, quack."

And all of the five  
little ducks came  
back.

# Books to Read this Month

Check out these books at the library. If they are not available, ask the librarian for a recommendation.

## FOR READERS AGES 0-3

**Oh No, George!**

*by Chris Haughton*

**Trick or Treat, Pout Pout Fish**

*by Deborah Diesen*

## FOR READERS AGES 3+

**A Big Mooncake  
for Little Star**

*by Grace Lin*

**The Magical Yet**

*by Angela DiTerlizzi*

